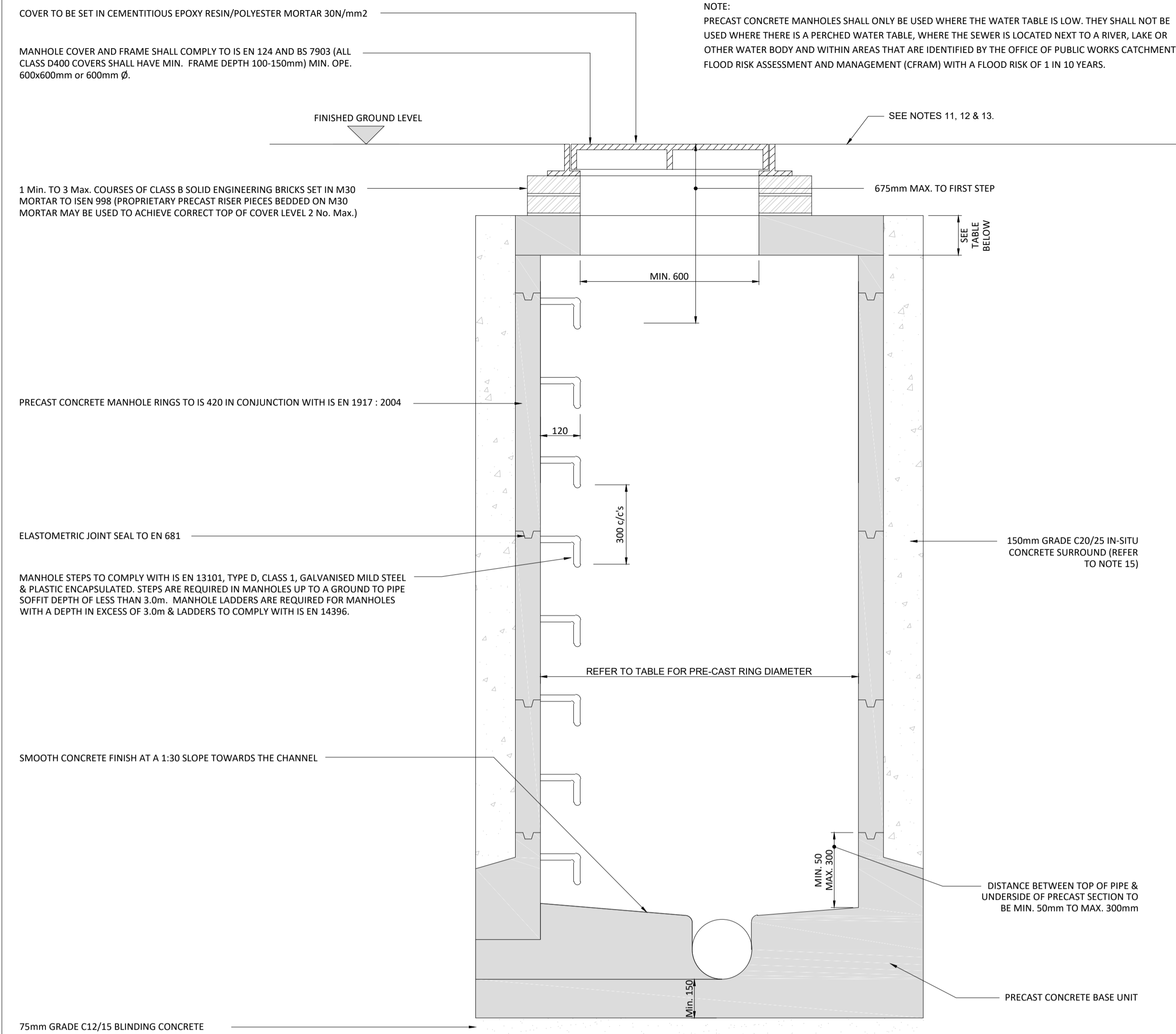
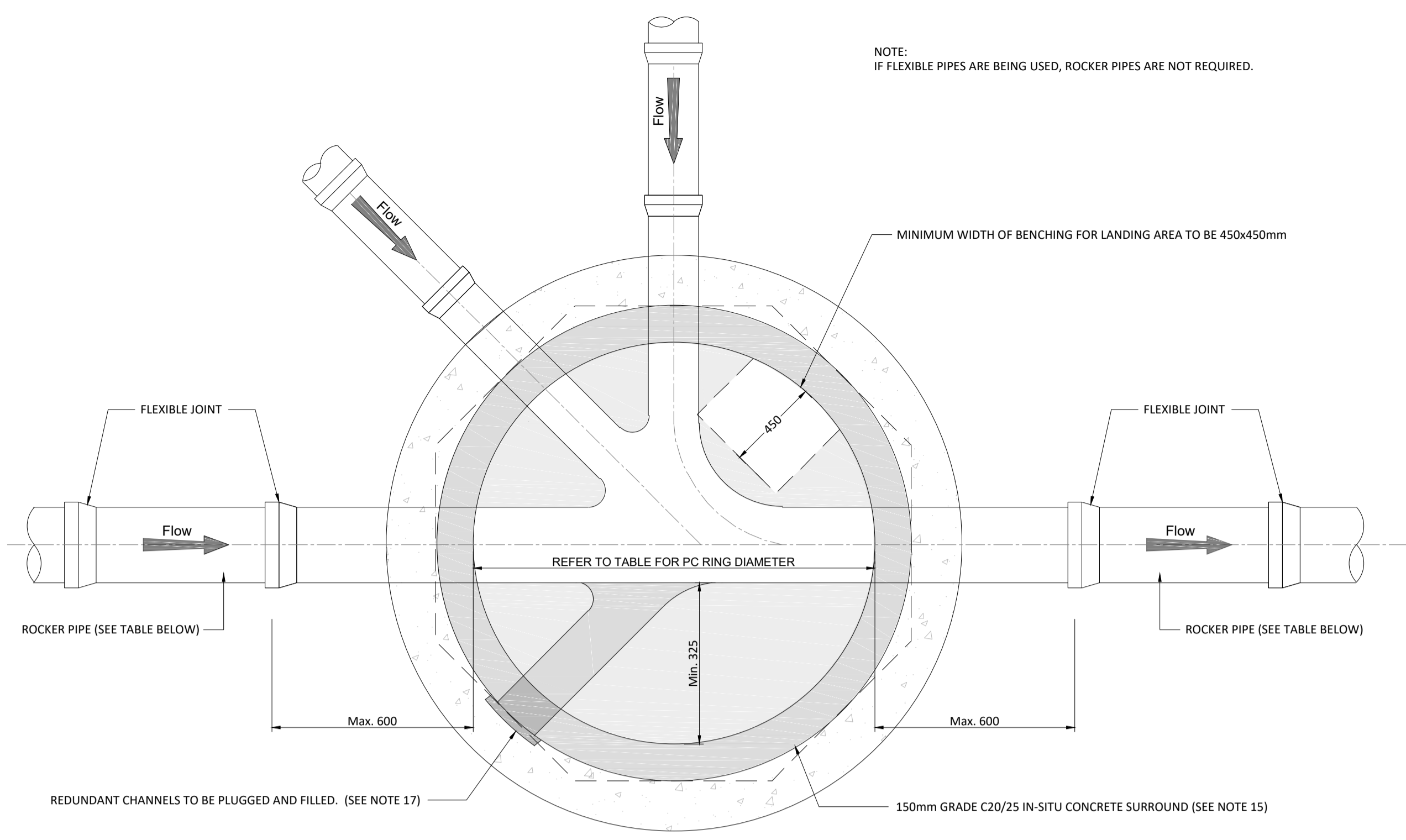


PRE-CAST CONCRETE MANHOLE WITH PRECAST BASE NOTES:

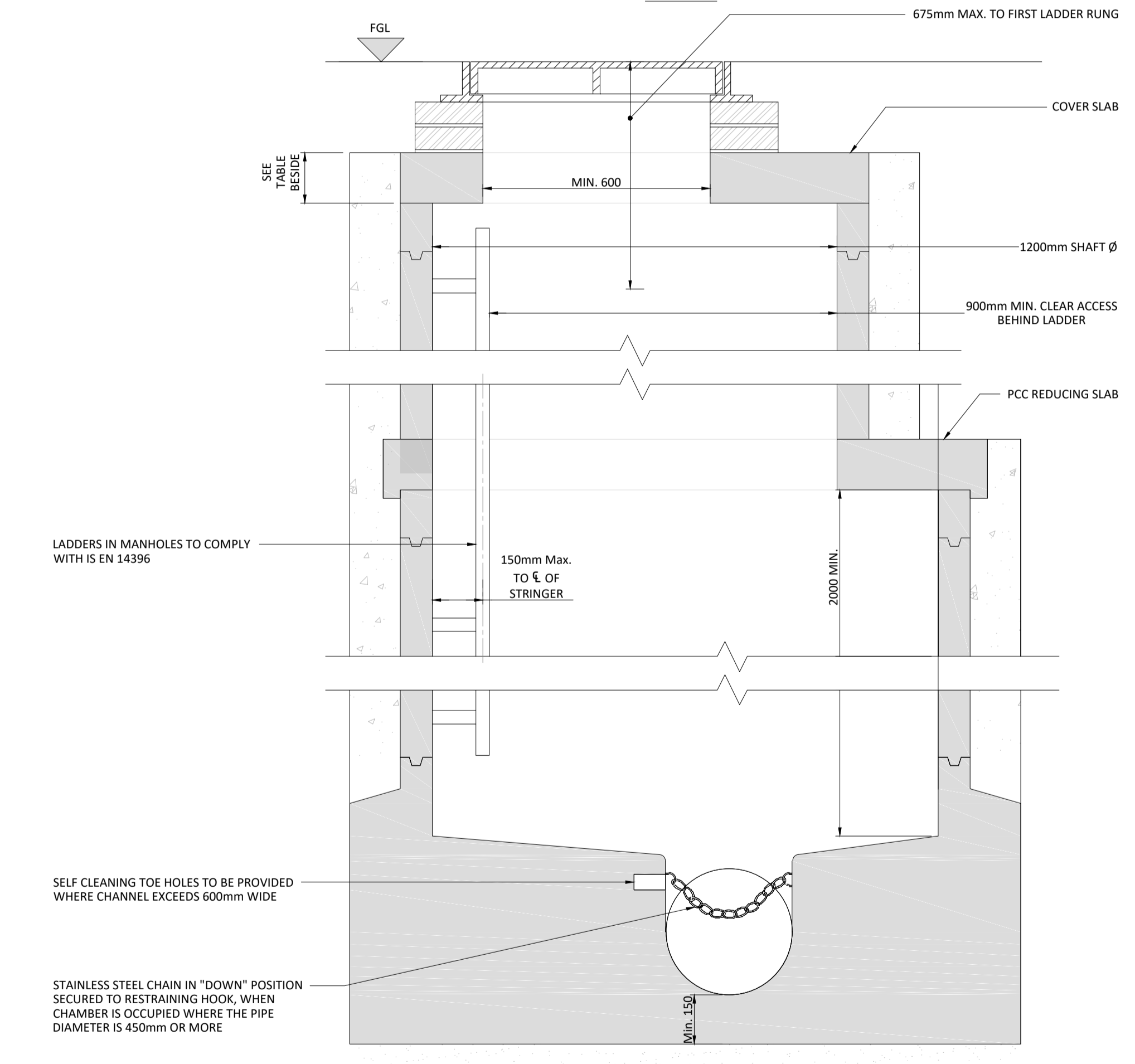
- ALL DIMENSIONS ARE IN MILLIMETRES (mm) UNLESS NOTED OTHERWISE.
- PRE-CAST MANHOLES UNITS: COMPLYING WITH REQUIREMENTS OF IS EN 1917 AND IS 420.
- PRE-CAST CONCRETE BASE INCORPORATING CHANNELS, BENCHING ETC. SUBJECT TO IRISH WATER REVIEW AND COMPLYING WITH IS EN 1917 & IS 420.
- IN SITUATIONS WHERE P.C.C. MANHOLE BASES HAVE REDUNDANT CHANNELS, THESE SHALL BE PLUGGED AND FILLED BY SCABBING, AND INFILLED WITH GRADE C20/25 CONCRETE TO MATCH EXISTING BASE AND BENCHING TO SUIT FLOW WITHIN THE MANHOLE BASE.
- MANHOLES GREATER THAN 3m IN DEPTH WILL REQUIRE A DETAILED STRUCTURAL DESIGN AND BE SUBJECT TO IRISH WATER REVIEW.
- PRE-CAST CONCRETE ROOF SLABS TO BE USED SUBJECT TO IRISH WATER REVIEW AND COMPLIANCE WITH IS 420.
- COVERS AND FRAMES SHALL BE SUITABLE FOR ROAD AND TRAFFIC CONDITIONS SUBJECT TO REVIEW BY IRISH WATER.
- 200mm ALL AROUND x 100mm DEEP, C20/25 CONCRETE PLINCH COMPLETE WITH BULL NOSE FINISH AND TO BE PROVIDED COMPLETE WITH MILD STEEL REINFORCEMENT LINK AROUND COVERS IN GREEN AREAS.
- ALL CHAMBERS TO BE CHECKED FOR UPLIFT BY THE DEVELOPER BASED ON GROUND CONDITIONS WITHIN THE SITE. SHOULD ANTI FLOATION MEASURES BE REQUIRED THEY SHALL BE SUBJECT TO REVIEW BY IRISH WATER.
- ALL CONCRETE TO BE IN ACCORDANCE WITH IS EN 206 : 2013.
- ANY SPECIAL ROAD REINSTATEMENT AROUND COVER & FRAME SHALL BE TO ROAD AUTHORITY'S REQUIREMENTS.
- NEW ROAD CONSTRUCTION & SURFACE FINISH TO BE TO ROAD AUTHORITY REQUIREMENTS.
- EXISTING ROAD REINSTATEMENT TO COMPLY WITH CURRENT VERSION OF "GUIDELINES FOR MANAGING OPENINGS IN PUBLIC ROADS" BY THE DEPT. OF TRANSPORT, TOURISM & SPORT, OR TRANSPORT INFRASTRUCTURE IRELAND REQUIREMENTS.
- IF DEPTH FROM GROUND TO PIPE SOFFIT IS GREATER THAN 6m DEEP A SITE SPECIFIC ENGINEERED SOLUTION FOR ACCESS SHALL BE PROVIDED.
- PROPRIETARY WATERTIGHT PCC MANHOLE RING SYSTEMS WITH A WALL THICKNESS > 125mm, & A WATER TIGHT JOINT SEALING SYSTEM, MAY BE USED WITHOUT CONCRETE SURROUND, SUBJECT TO THE GROUND WATER LEVEL AT THE MANHOLE BEING LOW, & SUBJECT TO REVIEW BY IRISH WATER.
- THE INTERNAL MANHOLE DIAMETERS SHOWN IN THE TABLE BELOW ARE MINIMUM DIMENSIONS AND WILL INCREASE DEPENDING ON THE NUMBER AND DIAMETER OF ADDITIONAL INLETS AND FINISHED WITH A 1:3 SANDCIMENT FINISH TO SUIT FLOW OF INLETS AND OUTLET.



SECTION A-A



PLAN



MANHOLE DETAIL > 3m & < 6m GROUND TO SOFFIT DEPTH

(NOTE: ON MANHOLES <1.5mØ, REDUCING SLAB NOT TO BE USED & PCC RINGS TO CONTINUE UP TO COVER SLAB)

PIPE DIAMETER (mm)	ROCKER PIPE LENGTH (mm)
150 TO 600	600
GREATER THAN 600 TO 750	1000
GREATER THAN 750	1250

* SEWERS GREATER THAN 450mm Ø ARE OUTSIDE THE SCOPE OF THE STANDARD DETAILS. MANHOLE SIZE OF THESE CHAMBERS MAY BE REQUIRED DUE TO MULTIPLE PIPES WITHIN MANHOLE.

DIAMETER OF LARGEST PIPE IN MANHOLE (mm)	INTERNAL DIAMETER OF MANHOLE (mm)	MIN. PRECAST ROOF SLAB EFFECTIVE THICKNESS (mm)	MIN. IN-SITU ROOF SLAB THICKNESS (mm)
LESS THAN 375	1200	160	225
375 TO 450	1350	160	225
500 TO 750	1500	170	225

PLANNING DRAWING.
NOT FOR CONSTRUCTION.
ALL LEVELS GIVEN ARE RELATIVE TO ORDNANCE DATUM.
THIS DRAWING HAS BEEN ISSUED FOR INFORMATION PURPOSES ONLY AND MUST NOT BE USED FOR CONSTRUCTION UNDER ANY CIRCUMSTANCES

ORDNANCE SURVEY OF IRELAND LICENCE NO. EN0000821 © GOVERNMENT OF IRELAND

- FOR SETTING OUT REFER TO ARCHITECT'S DRAWINGS.
- THIS DRAWING TO BE READ IN CONJUNCTION WITH ALL OTHER ARCHITECTURAL AND ENGINEERING DRAWINGS AND ALL OTHER RELEVANT DRAWINGS AND SPECIFICATIONS.
- DO NOT SCALE THIS DRAWING. USE FIGURED DIMENSIONS ONLY.
- NO PART OF THIS DOCUMENT MAY BE REPRODUCED OR TRANSMITTED IN ANY FORM OR STORED IN ANY RETRIEVAL SYSTEM OF ANY NATURE WITHOUT THE WRITTEN PERMISSION OF O'CONNOR SUTTON CRONIN AS COPYRIGHT HOLDER EXCEPT AS AGREED FOR USE ON THE PROJECT FOR WHICH THE DOCUMENT WAS ORIGINALLY ISSUED.

Rev No.	Date	Revision Note	Drn by	Chkd by
P01	18.12.20	SUITABLE FOR INFORMATION	DR	AH
P02	19.03.21	SUITABLE FOR STAGE APPROVAL	AB	DR

Rev No.	Date	Revision Note	Drn by	Chkd by



Head Office,
9 Prussia Street,
Dublin 7,
D07 KT57

TEL +353 (0)1 8682000

e: contactus@ocsc.ie
w: www.ocsc.ie

Dublin | London | Belfast | Galway | Cork

Client: GALWAY CITY COUNCIL
Project: HOUSING AT MERLIN PARK
MERLIN PARK GALWAY
Title: PROPOSED DRAINAGE DETAILS
SHEET 2 OF 5

Code | Originator | Zone | Level | Type | Role | Number | Status | Revision
G477-OCSC-XX-XX-DR-C-0521-S4-P02

Date: DEC. '20 Scale: SHOWN@ A1 Drn by: DR Chkd by: AH Aprvd by: AH